
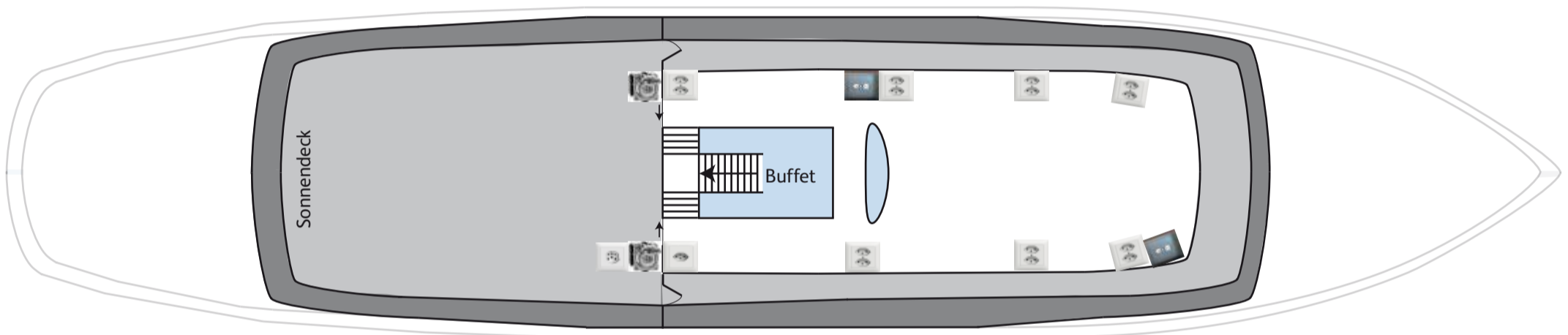


Übersichtsplan Elektro-/EDV- Anlage MS Limmat

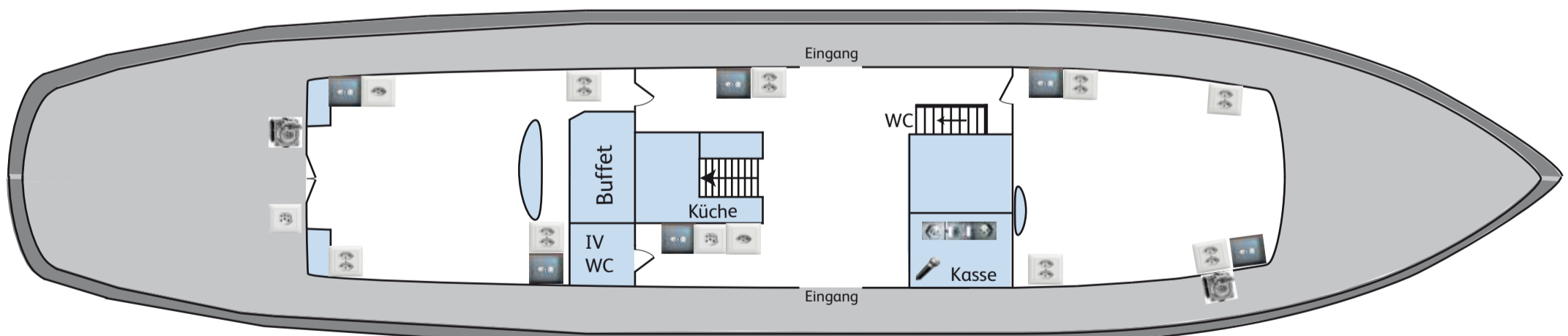
Steuerhaus



Oberdeck



Hauptdeck



- Steckdose 1 x T13 (230 V)
- Steckdose 2 x T13 (230 V)
- Steckdose T 15/25 (230/400 V)
- Steckdose T 13 (aussen) (230 V)

- Mikrofon
- Chinch-Anschluss
- Chinch, Klinkenanschluss Kasse